

# AGM 2026



**VIRTUAL ANNUAL GENERAL  
MEETING USER GUIDE**

**25 JUNE 2026**

---

## Table of Contents

Overview .....	3
Introduction .....	3
Process .....	3
Communication during the AGM .....	4
The Question & Answer Function .....	4
AGM Website Walkthrough.....	5
Logging On .....	5
Information and Documents .....	6
Join VAGM.....	7
Ask Questions .....	8
Votes .....	9
Proxy Votes.....	10

## Overview

### Introduction

BDO Advisory Services (Pty) Ltd (BDO) is the appointed Independent Electoral Body (IEB) for Bankmed's Annual General Meeting (AGM) and Trustee Elections. The AGM is once again convening virtually in 2026.

The virtual AGM will be facilitated online using a dedicated website that incorporates the AGM-related information, voting on motions and the live-stream of the virtual AGM. To ensure a seamless process, Bankmed has ensured that access to the AGM website and proceedings are data-free.

The website and live event are accessible from a computer or mobile phone and depend on a stable internet connection. You will not require an MS Teams or other application to access the AGM, as the entire process is housed within the website.

The event is open to all Principal Members and pre-approved non-voting attendees. There is no pre-registration requirement for the 2026 AGM.

### Process

To access the AGM, please follow these steps:

- i) Access the AGM website [here](#) or type the following address into your web browser: <https://bankmed.vagm.africa>). The website is currently closed but will be active closer to the AGM date.
- ii) To log in type in your Bankmed member number (on your card) as your username and your ID Number/Passport Number (if you do not have an RSA ID) as your password.
- iii) Information related to the AGM and documents are reflected on the panel on the right after you have logged in.
- iv) Click on the **“Join VAGM”** button, and you will be directed to a new page in your browser with a built-in webcast window to the AGM event. This page contains functionality to view the:
  - [AGM Stream](#) - This is the actual meeting stream.
  - [Questions from other members and your questions](#) - this panel will be found on the right.
  - [Votes](#) - this panel is found below the AGM Stream.
  - [Proxy Votes](#) - if you hold a proxy, you will see a Proxy Votes button in the panel below the AGM Stream.

## Communication during the AGM

### The Question & Answer Function

Due to the nature of the virtual event platform and the number of expected attendees, all attendees will be muted and unable to speak during the event. Despite this limitation, you can still communicate your questions and comments via the built-in Q&A function on the VAGM page.

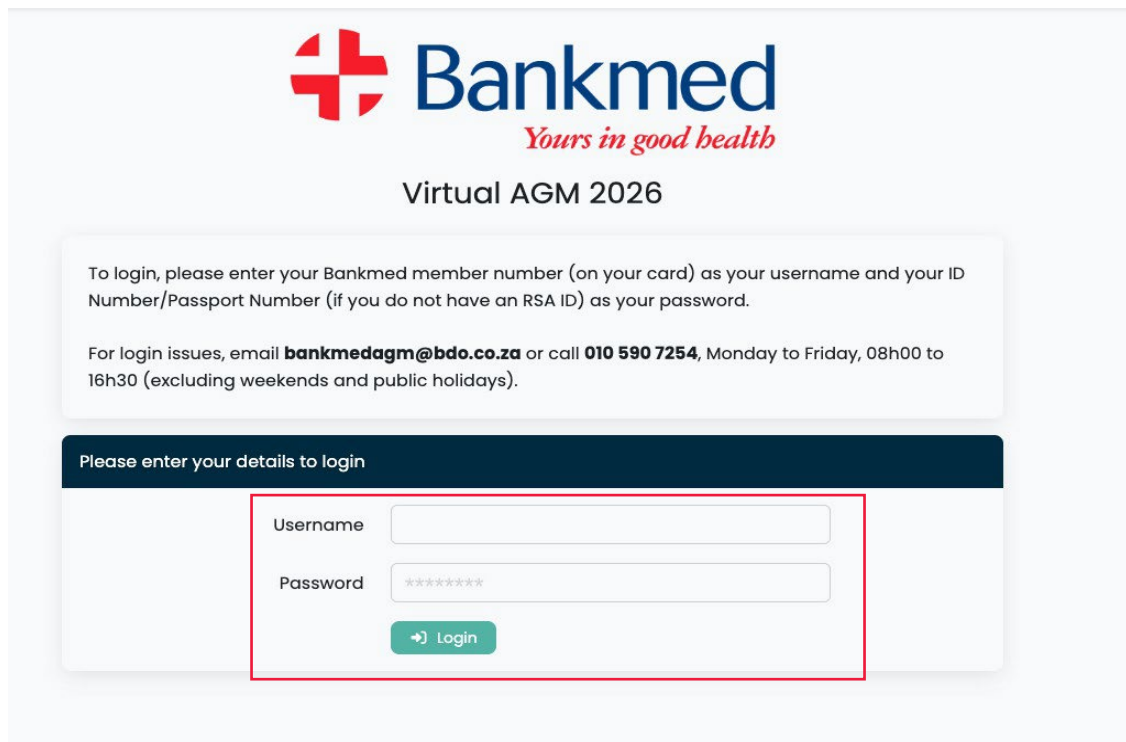
The following process will be followed regarding comments and questions submitted via the Q&A facility:

- i) The IEB will moderate all submissions to determine applicability, sensitivity and appropriateness.
- ii) Submissions will be published on the live event and appear in the Q&A section.
- iii) Questions and comments related to the AGM's business will be answered during the AGM by the Bankmed panel, time permitting.
- iv) Questions and comments unrelated to the business of the AGM or not answered at the AGM will be answered by Bankmed within seven (7) business days of the AGM. These answers will be published on the Bankmed website ([www.bankmed.co.za](http://www.bankmed.co.za)).

## AGM Website Walkthrough

### Logging On

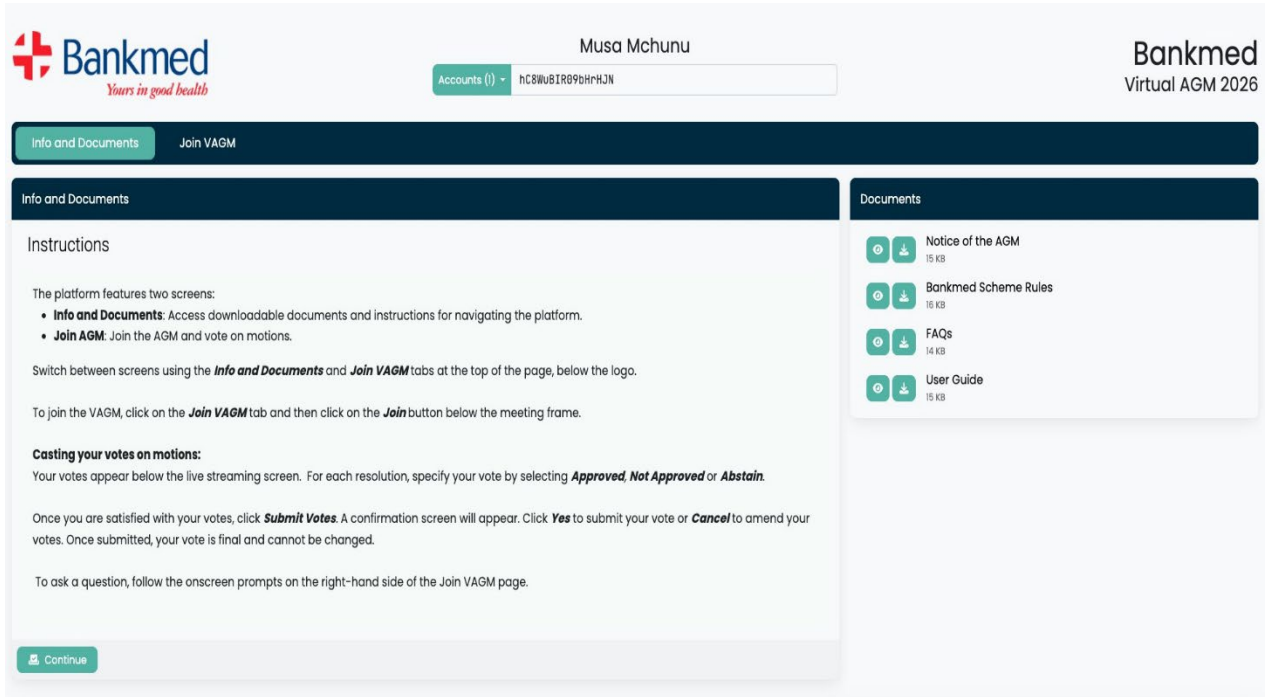
1. Access the AGM website via the link provided in the AGM Notice (<https://bankmed.vagm.africa>), which will direct you to the Login Page.
2. Type in your Bankmed member number (on your card) as your username and your ID Number/Passport Number (if you do not have an RSA ID) as your password.
3. Click on Login



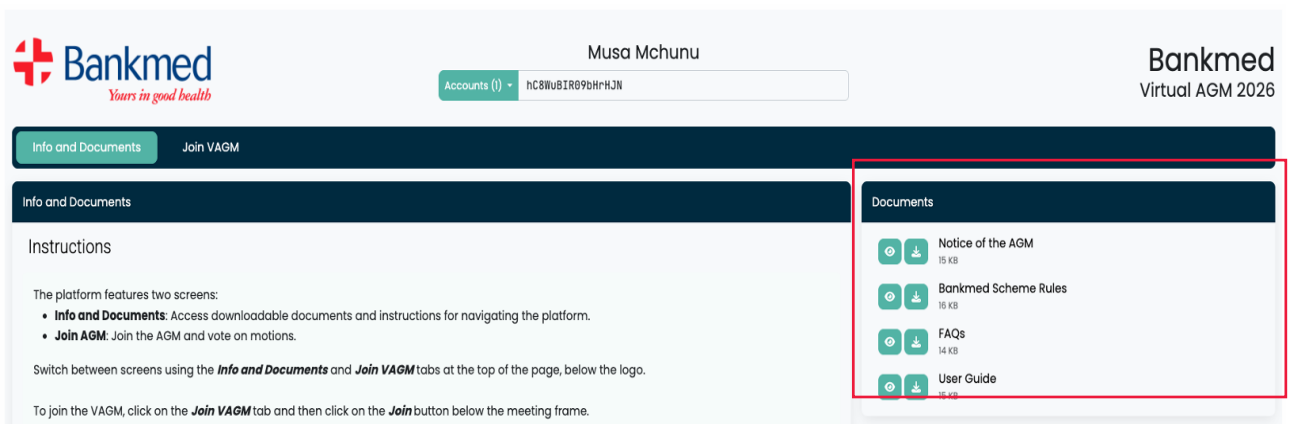
The image shows the login page for the Bankmed Virtual AGM 2026. At the top, there is the Bankmed logo with the tagline "Yours in good health". Below the logo, it says "Virtual AGM 2026". A text box provides instructions: "To login, please enter your Bankmed member number (on your card) as your username and your ID Number/Passport Number (if you do not have an RSA ID) as your password." It also includes contact information for login issues: "For login issues, email [bankmedagm@bdo.co.za](mailto:bankmedagm@bdo.co.za) or call 010 590 7254, Monday to Friday, 08h00 to 16h30 (excluding weekends and public holidays)." Below this is a dark blue header that says "Please enter your details to login". Underneath, there are two input fields: "Username" and "Password". The "Password" field contains seven asterisks. A green "Login" button with a right-pointing arrow is located below the password field. A red rectangular box highlights the Username and Password input fields and the Login button.

## Information and Documents

1. The platform will open to a landing page that includes two tabs: *Info and Documents* and *Join VAGM*.
2. The Info and Documents tab offers helpful instructions for casting votes and navigating the platform, along with the option to view or download documents.
3. The *Join VAGM* tab is where you can join the AGM streaming and cast your votes.



4. We have included key documents related to the AGM for your perusal including FAQs related to the AGM.



## Join VAGM

1. The *Join VAGM* tab is where you can join the AGM streaming and cast your votes.
2. To join the live streaming, click the blue *Join* button.

The screenshot displays the VAGM interface. At the top, there are tabs for 'Info and Documents' and 'Join VAGM'. Below this is a 'Meeting' section featuring a video player with the name 'Benjamin Davids'. The video player has 'Unmute' and 'Start Video' buttons. Below the video player, there is a blue 'Join' button and a link to the 'Terms of Service and Privacy Statement'. To the right of the meeting section is an 'Ask Questions' section with a text input field, an 'Ask Question' button, and a list of questions from members. Below the 'Join' button is a 'Votes' section with two tabs: 'Votes' and 'Proxy Votes'. The 'Votes' section contains three motions with radio button options for 'Approved', 'Not Approved', and 'Abstain'. At the bottom of the 'Votes' section is a 'Submit Votes' button.

**Info and Documents** **Join VAGM**

**Meeting**

**Benjamin Davids**

Unmute Start Video

By clicking "Join", you agree to our [Terms of Service](#) and [Privacy Statement](#).

**Join**

**Ask Questions**

Your question here.

**Ask Question**

**Musa Mchunu**  
Wed, 13 May 2026, 11:32:12  
Well done to the team for organising the AGM

**BankMed Admin**  
Wed, 13 May 2026, 11:35:02  
Thank you

**Questions from other members**

**Caren During**  
Mon, 11 May 2026, 09:07:05  
For this question I want a public response

**BankMed Admin**  
Mon, 11 May 2026, 09:09:08  
Public response

**Antoinette Van der Merwe**  
Tue, 24 Mar 2026, 11:44:42  
Random question

**BankMed Admin**  
Tue, 24 Mar 2026, 11:45:30  
Answer

**Votes** **Proxy Votes**

**Votes**

**MOTION ONE (1):** Approve the audited financial statements and auditor's report to members as at 31 December 2025  
 Approved  Not Approved  Abstain

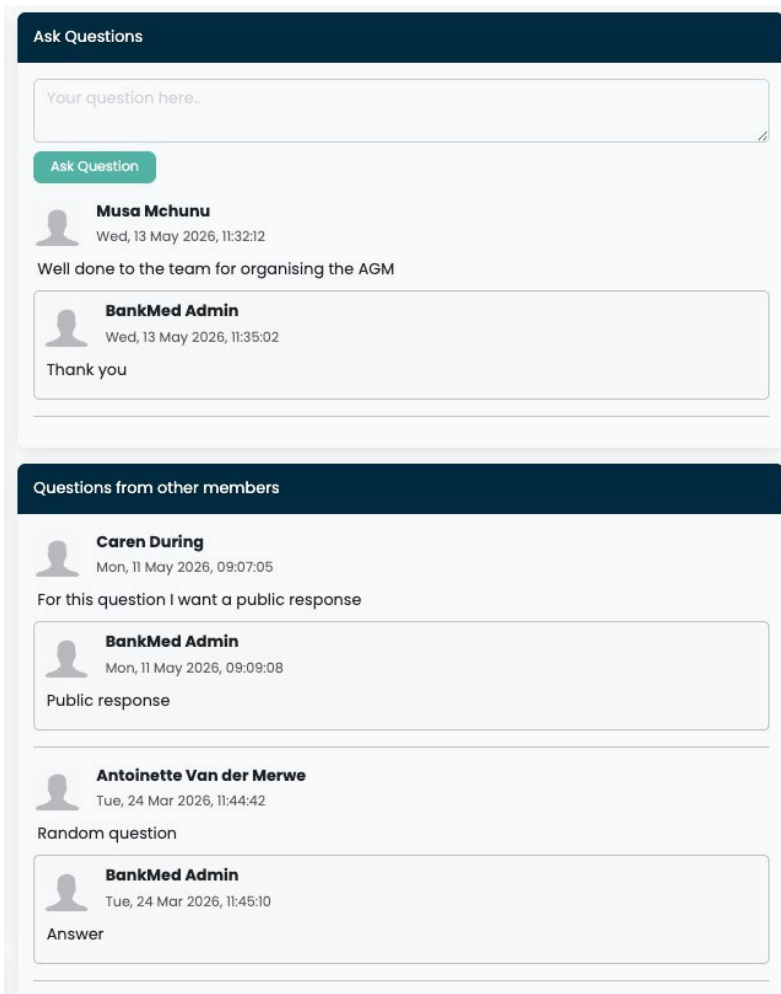
**MOTION TWO (2):** Approve the proposal of a 4.9% increase in Trustee and Independent Audit Committee member remuneration for the 2026/27 cycle  
 Approved  Not Approved  Abstain

**MOTION THREE (3):** Approve the recommendation that PWC continues as the Scheme's external auditor for the 2026 financial year  
 Approved  Not Approved  Abstain

**Submit Votes**

## Ask Questions

1. The *Join VAGM* tab includes a Questions panel on the right-hand side of the live stream.
2. To submit a question, type your question into the text box provided and click the *Ask Question* button.
3. *Ask Question*: View the questions you have submitted.
4. *Questions from other members*: View questions submitted by other members and answers from the Moderator.



The screenshot displays the 'Ask Questions' interface. At the top, there is a dark blue header with the text 'Ask Questions'. Below this is a text input field with the placeholder 'Your question here.' and a green 'Ask Question' button. The main content area shows a list of questions and answers. The first question is from 'Musa Mchunu' on Wed, 13 May 2026, 11:32:12, with the text 'Well done to the team for organising the AGM'. The answer is from 'BankMed Admin' on Wed, 13 May 2026, 11:35:02, with the text 'Thank you'. The second question is from 'Caren During' on Mon, 11 May 2026, 09:07:05, with the text 'For this question I want a public response'. The answer is from 'BankMed Admin' on Mon, 11 May 2026, 09:09:08, with the text 'Public response'. The third question is from 'Antoinette Van der Merwe' on Tue, 24 Mar 2026, 11:44:42, with the text 'Random question'. The answer is from 'BankMed Admin' on Tue, 24 Mar 2026, 11:45:10, with the text 'Answer'.

## Votes

1. Your voting options will appear below the live streaming screen.
2. For each resolution, please select one of the following options:  
*Approved, Not Approved, or Abstain.*
3. Once you are satisfied with your selections, click **Submit Votes**. A confirmation screen will then appear. Click **Continue** to submit your votes or **Cancel** if you wish to amend them.
4. Please note that once your votes have been submitted, they are final and cannot be changed.

The screenshot displays the voting interface. At the top, there are tabs for 'Votes' and 'Proxy Votes'. Below this, the 'Votes' section lists three motions, each with radio button options for 'Approved', 'Not Approved', and 'Abstain'. A 'Submit Votes' button is visible below the motions. A modal dialog titled 'Confirm your vote' is overlaid on the right, containing the text: 'You are about to submit your votes. Please confirm that you are satisfied with your votes. Once you click continue, you will not be able to change or submit additional votes.' The dialog has 'Cancel' and 'Continue' buttons. Below the dialog, the main interface shows a 'Thank you!' message with a green checkmark and the text 'Your votes have been submitted successfully.' At the bottom left, it indicates '1 member online and voting.'

## Proxy Votes

1. If you hold an approved proxy, your voting options will appear below the live streaming screen.
2. For each resolution, please select one of the following options:  
*Approved, Not Approved, or Abstain.*
3. Once you are satisfied with your selections, click Submit Votes. A confirmation screen will then appear. Click *Continue* to submit your votes or *Cancel* if you wish to amend them.
4. Please note that once your votes have been submitted, they are final and cannot be changed.

The screenshot displays the 'Proxy Votes' section of a voting interface. It features three motion cards, each with a title, a description, and a table for voting options. The 'Total votes' column shows 3 for all motions, and the 'Voted' column shows 3 for all motions. The 'Approved' option is selected for all motions. A 'Submit Votes' button is visible below the motion cards. A confirmation dialog box is overlaid on the right side of the screen, titled 'Confirm your vote', with the text 'You are about to submit your votes' and a message asking for confirmation. The dialog has 'Cancel' and 'Continue' buttons. Below the dialog, the main interface shows a 'Thank you!' message and a green checkmark indicating that the votes have been submitted successfully. At the bottom left, it says '1 member online and voting'.

Motion	Description	Total votes	Voted	Approved	Not Approved	Abstain
MOTION ONE (1)	Approve the audited financial statements and auditor's report to members as at 31 December 2025	3	3	3	0	0
MOTION TWO (2)	Approve the proposal of a 4.9% increase in Trustee and Independent Audit Committee member remuneration for the 2026/27 cycle	3	3	3	0	0
MOTION THREE (3)	Approve the recommendation that PWC continues as the Scheme's external auditor for the 2026 financial year	3	3	3	0	0

5. When you are ready to leave the AGM live event, please close your browser.
6. If you have any questions or require further clarity, please feel free to contact us on:
  - Helpline: 010 590 7254
  - Email: [bankmedagm@bdo.co.za](mailto:bankmedagm@bdo.co.za)



[www.bankmed.co.za](http://www.bankmed.co.za)



0800 Bankmed (0800 226 5633)



<http://www.facebook.com/BankmedSA/>



<https://bit.ly/AskBankmed>



<https://www.linkedin.com/company/bankmed-medical-scheme/>



Instagram

